



CARMA 2018

Do People Pay More Attention to Earthquakes in Western Countries?

Hanna Habibi, Jan Feld
Victoria University of Wellington



Motivation

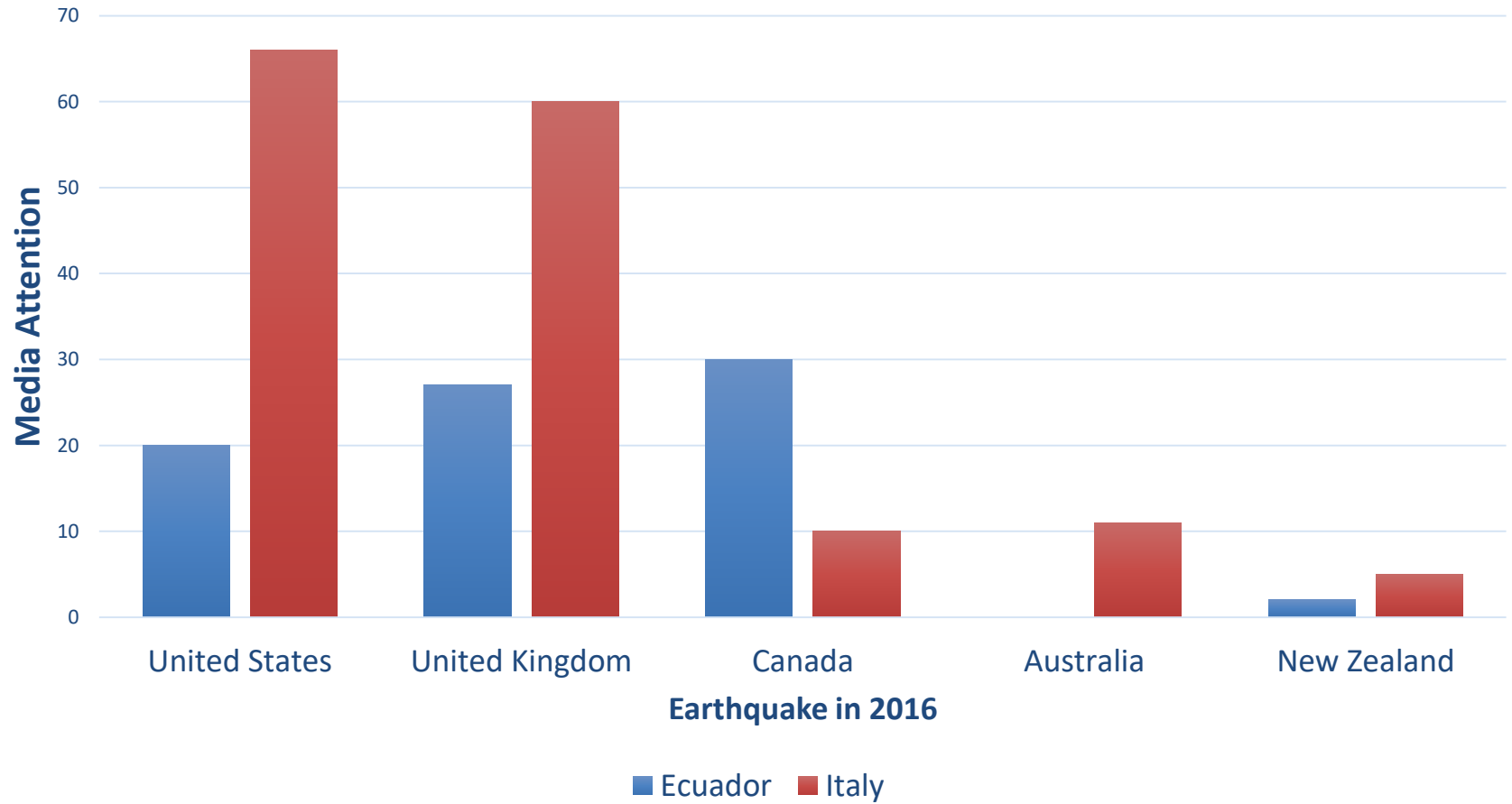
- August 2016 Central Italy earthquake
 - Magnitude: 6.2
 - Casualties: 297



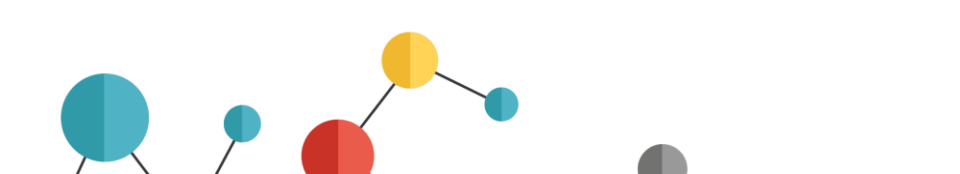
- April 2016 Ecuador earthquake
 - Magnitude: 7.8
 - Casualties: 662

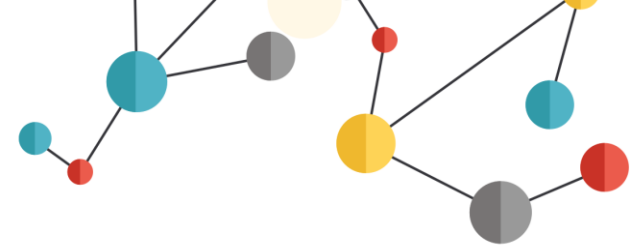


Motivation



Motivation

- Emergency (post- disaster risk) management requires action
 - Public attention leads to action from non-profit organizations and governments
 - Social similarities lead to biased attention
 - ...Yet, we know little about what generates public attention!
- 



Research question

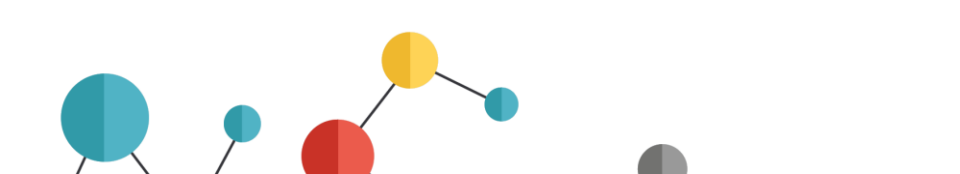
- Do people from Western countries pay more attention to earthquakes in Western countries?



Paper in one slide

- We examine the role of Western country status on public attention to earthquakes across the world
- We measure attention using Google Trends
- People from Western countries pay on average 50 percent more attention to earthquakes in Western countries

Contribution

- This paper examines explicitly whether people as opposed to the media in Western countries pay more attention to earthquakes struck in Western countries using Google Trends data.
 - Koopmans and Vliegenthart (2010)
 - Van Belle (2000)
- 

Public attention vs. media attention

- Public attention to earthquakes reflects direct interest of internet users
- Media coverage of earthquakes might have other drivers than interest such as:
 - limited number of reporters in the country of earthquake
 - The influence of simultaneous media events like Olympics

Data

- Dependent variable:
 - **Public attention:** Google Trends data
- Independent variable of interest:
 - **Western country status:** Earthquakes in Western Europe, the United States, Canada, Australia, and New Zealand



Google Trends

● Earthquake Japan
Search term

● Earthquake Haiti
Search term

● Earthquake Chile
Search term

● Earthquake Italy
Search term

● Earthquake New Z...
Search term

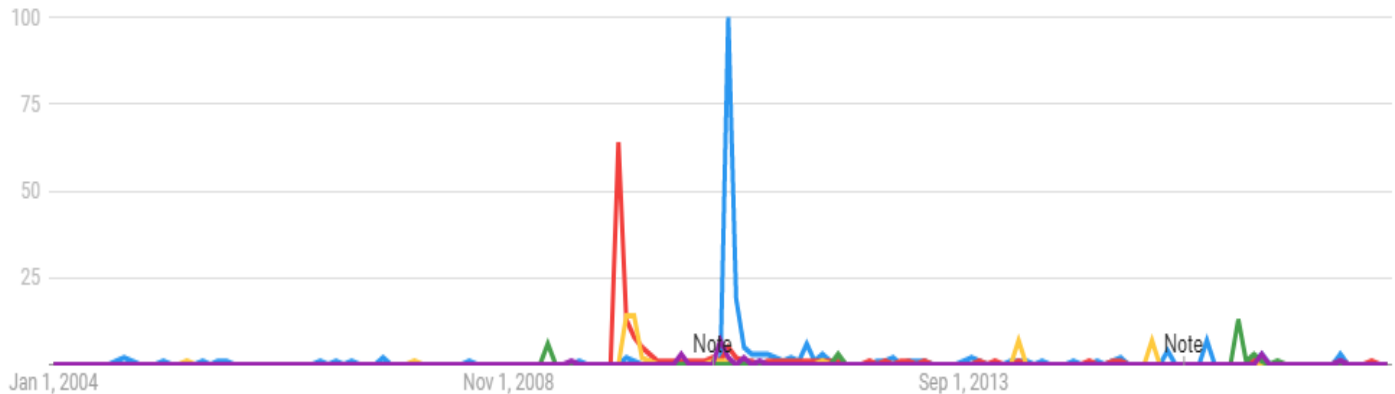
United States

2004 - present

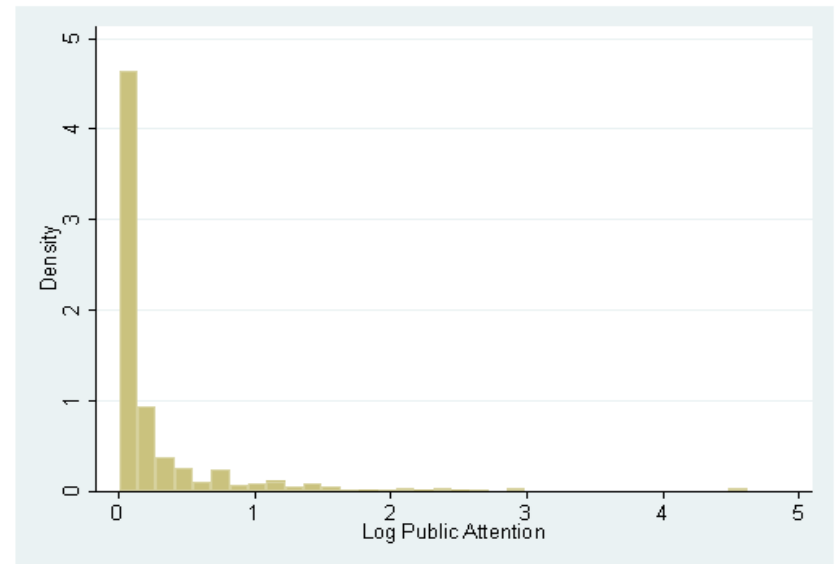
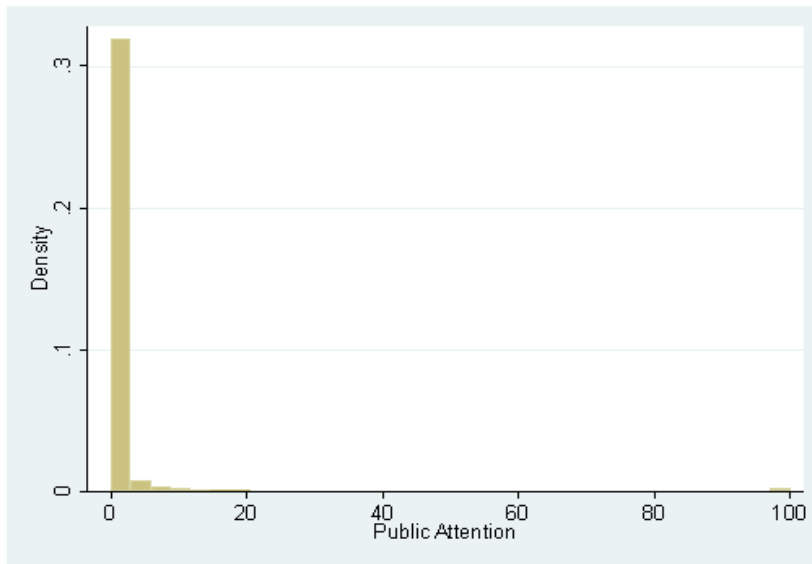
All categories

Web Search

Interest over time ?



Distribution of public attention



- Only a few earthquakes receive a lot of attention. Most go relatively unnoticed.

Empirical strategy

$$\ln(\textit{Attention})_{ic} = \beta_1 \textit{Western}_i + \delta X'_{ic} + u_{ic}$$

- $\ln(\textit{Attention})_{ic}$ is the natural logarithm of Google Trends score for earthquake i in country c (country of attention)
- $\textit{Western}_i$ is a dummy variable that is equal to one if the earthquake struck in a Western country
- The vector X'_{ic} contains three sets of control variables, geographical, social, and economic characteristics

Results

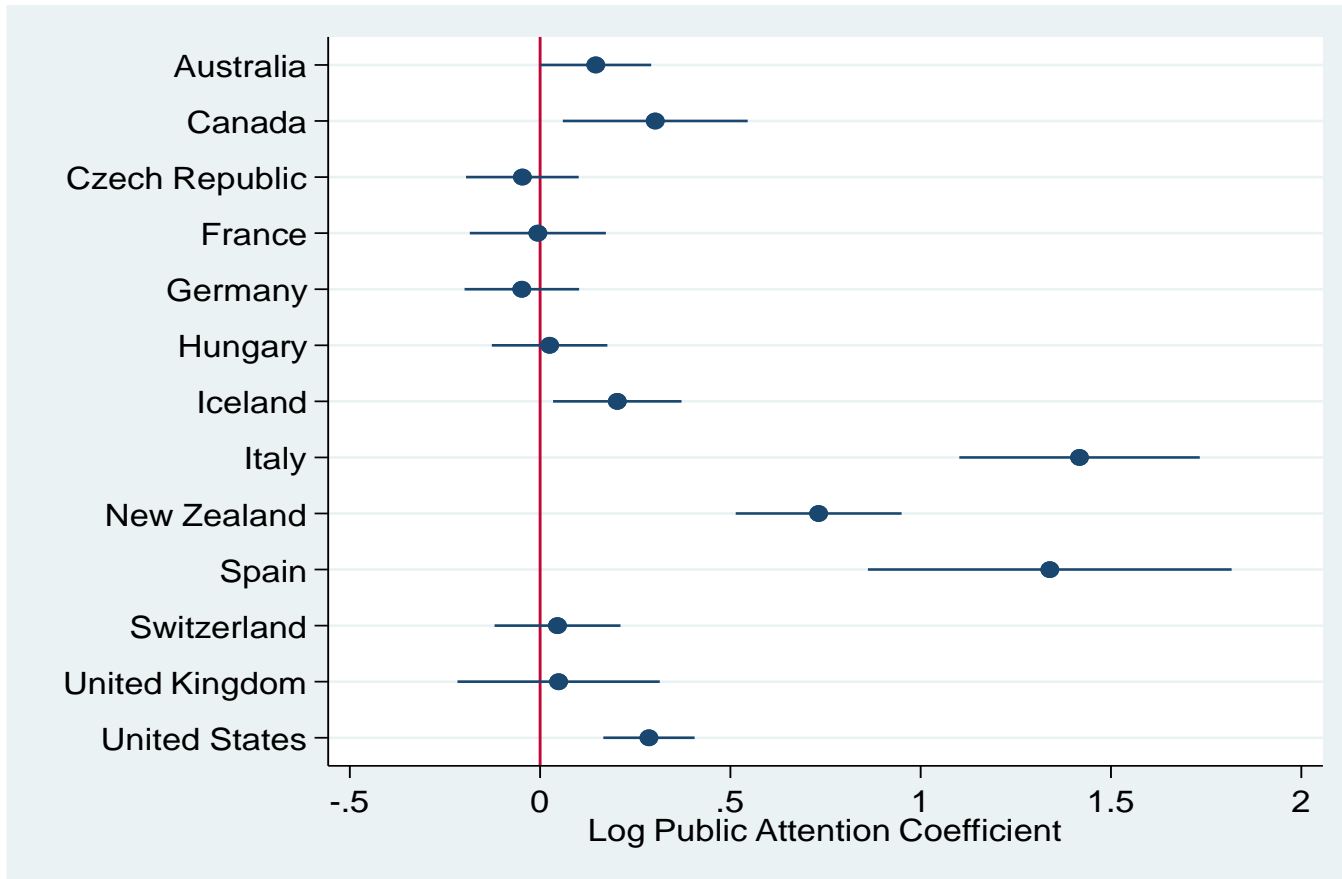
Determinants of Public Attention to Earthquakes

Dependent Variable:	(1)	(2)	(3)	(4)
	Log Public Attention	Log Public Attention	Log Public Attention	Log Public Attention
Western	0.365*** (0.083)	0.376*** (0.085)	0.454*** (0.083)	0.024 (0.146)
Distance (in 10,000 kms)		-0.140** (0.021)	-0.127** (0.022)	-0.125** (0.021)
Common Border		-0.055 (0.096)	-0.166 (0.112)	-0.350** (0.119)
Colony			-0.075 (0.032)	-0.092 (0.034)
Common Official First Language			-0.136*** (0.041)	-0.089** (0.039)
Share of Migrants from Country of Earthquake			0.167*** (0.043)	0.160*** (0.049)
Share of Christians			-0.189*** (0.070)	-0.187*** (0.058)
GDP per capita (in \$10,000s)				0.146*** (0.041)
Earthquake Characteristics	YES	YES	YES	YES
R-squared	0.277	0.284	0.320	0.381
Observations	2,950	2,950	2,950	2,950



NOTE. — The dependent variables in all Columns are the log of public attention, which is a proportionate measure scaled from 0-100 calculated by Google Trends. All columns are estimated with OLS regressions that include country-of-attention fixed effect, magnitude of the earthquakes, number of deaths and a dummy variable, which is equal to 1 if the earthquake generated tsunami. We include cubic polynomials of magnitude and number of deaths to control for their non-linear effects. The regressions also include a dummy variable, which is equal to 1 if the earthquake is stricken in the same country that attention is captured from. Robust standard errors in parentheses are clustered at earthquake level. * p<0.1, ** p<0.05, *** p<0.01.

CARMA 2018

Results - Coefficient Plot of Western Country Dummies



Conclusion

- People from these countries pay on average 50 percent more attention to earthquakes in Western countries
 - We find enough evidence to generalize our findings to all Western countries
 - This result disappears after controlling for GDP per capita of the country in which earthquake is hit
 - Such bias might make it difficult to motivate governments to provide relief for less economically developed countries who need this help more urgently
- 
- 



CARMA 2018

Thank you!

